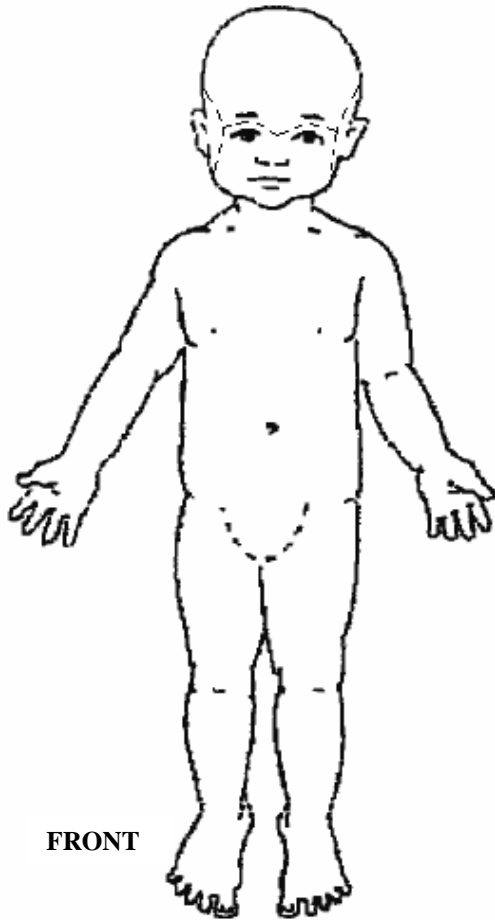


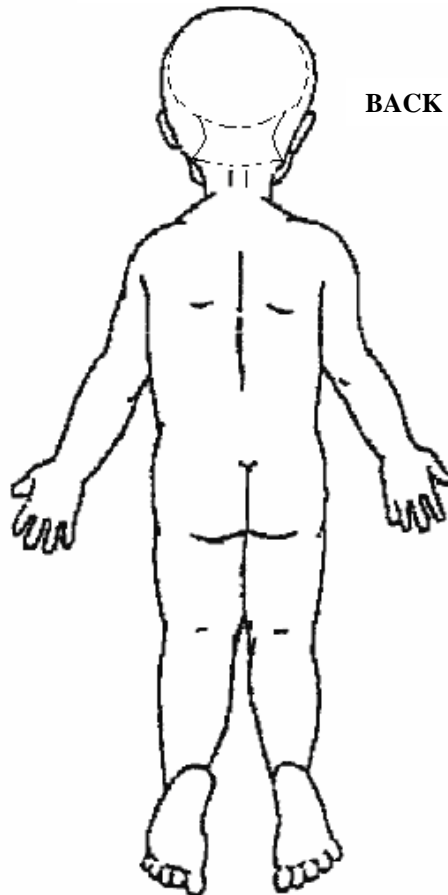
State of Illinois  
Department of Children and Family Services  
**SUSPECTED ABUSE INJURY NOTESHEET**



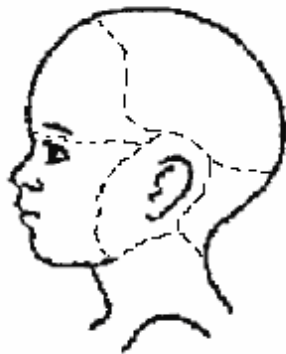
RIGHT



BACK



FRONT



LEFT

SCR. No. \_\_\_\_\_

Child's Name \_\_\_\_\_

Investigator \_\_\_\_\_

Date \_\_\_\_\_

Using the table below, indicate and describe on the figure(s) the type, location and size of all marks and injuries.

- Abrasion – Scrape on skin
- Burn – Heat, electric, chemical
- Blister – Thin rounded swelling of the skin that contains fluid
- Bruise\* Skin not broken (describe)
  - Swelling
  - Redness
  - Blue/purple
  - Green
  - Yellow

Petechiae – Tiny, purple or red spots under the skin

Rash – Skin eruption with little or no elevation

Scar – Mark left after healing

Welt – Elevation on unbroken skin produced by whip, lash or blow

(One inch)

(\_\_\_\_\_)

\*Because the coloring of a bruise is dependent upon the depth, size, thickness, skin coloring and amount of blood at the site of the injury, aging of bruises is highly inaccurate. However, redness and swellings are signs of newer bruising; while yellow is the color commonly accepted as the shade of a bruise before it disappears.

I witnessed the observation of

\_\_\_\_\_

Location: \_\_\_\_\_

Time: \_\_\_\_\_

I have reviewed the drawings and they fairly represent the appearance of the child's injuries at this time.

Name: \_\_\_\_\_

Signature: \_\_\_\_\_

Date: \_\_\_\_\_

The patient's hand (palm plus digits) represents approximately 1% of the body surface area.